

Better  
Homes  
and Gardens®





## INSTANT IMPACT

Paint window and door frames black to expand the room and draw the eye outside.



Kristine's go-to accent colors—aqua and any shade of pink—stand out against high-contrast hits of black. “Black anchors a room, giving center stage to your textures, patterns, and accent colors,” she says.




**i**f Kristine Paige Kamenstein has learned one thing in the past seven years, it's that kids grow up fast. When she and husband Adam moved into their 1920s Spanish-style house in Los Angeles, their twins, Kate and Van, were just six weeks old. Now, they're running through rooms with friends, doing homework at the kitchen table, and plopping on



“Your foyer, no matter the size, introduces the ‘story’ of your home. Push your boundaries and let it speak volumes.”

—Kristine Paige Kamenstein,  
*homeowner and designer*



### Budget tip

Coordinating wallpapers covering the stair risers are low-cost but high-impact.



**TRY THIS**  
No foyer? A slim console table topped with a few pretties creates an instant entry.

The Kamensteins gather on the patio, above, which Kristine decorates with potted hydrangeas that she snips for bouquets indoors.

Striped and bamboo-pattern wallpapers jazz up the stair risers, left. “As soon as you walk in the front door, you get the feeling that this is a home that has classic elements but is still fun,” Kristine says.





**BIG IMPACT**

New oil-rubbed bronze hinges and pulls punctuate the painted cabinets.

A curved banquette brings seating the Kamensteins never imagined possible to the small space. Tablecloths, large pots, and even the mixer have a home in the bench, which has a lift-up top.





“Your bedroom is the first and last thing you see every day, so bring in colors and patterns that make it your own.”

—Kristine Paige Kamenstein

Wanting a feminine flourish, Kristine skipped the usual nightstand and draped a small table in fabric, *right*. A scarf provides the pattern. “You could use a round tablecloth for the skirt and a Turkish towel for the overlay,” she says.

Backs of the built-in bookshelves, *above*, are wallpapered to make every item stand out.





GALLERY

# A Modern Classic




**With its legs cut down, an antique table is the living room's gather-around spot. Black-and-white photos are affordable art.**



GALLERY

# A Modern Classic



## Budget tip


Use tile only in messy areas, like above a sink or behind a range. Then paint or paper the remaining wall the same color.

Kristine rehabbed the cabinets by removing cottagey scalloped trim, painting them white, and adding new hinges and pulls. Graphic wallpaper accents them—and the inexpensive IKEA apron-front sink. “It gives the room a little more pizzazz,” Kristine says.



GALLERY

# A Modern Classic



**The family room is always ready for family game time. Painted grass cloth on one of the walls brings in rich texture.**



GALLERY

# A Modern Classic



**Kate hangs out with rescue dog Cassidy in her bedroom, which blends elegant with kid-friendly. The \$99 IKEA bed frame looks posh dressed in girly fabrics and set against bird-motif wallpaper.**